



12006 - 10034

REPORT OF INVESTIGATION BY MEDICAL EXAMINER

OCME USE ONLY

06-10630
Case number

DEC 06 2006
Date received

Res NR

DECEDENT: Payton Strickland
First Middle Last Suffix

RESIDENCE: 533 Longleaf Acres Dr Wilton NC 27174
Number and Street City, State County

AGE: 18 SEX: Male Female Unknown

RACE: Black Native American Oriental White Unknown

HISPANIC ORIGIN: Yes No Unknown

INFORMATION ABOUT OCCURRENCE

	DATE	TIME	ADDRESS OR FACILITY	COUNTY
ONSET OF INJURY OR ILLNESS	<u>12/1/06</u>	<u>2:00</u>	<u>S/A</u>	<u>NC</u>
DEATH	<u>12/1/06</u>	<u>2341</u>	<u>WHRMC</u>	<u>NC</u>
VIEW OF BODY	<u>12/2/06</u>	<u>0730</u>	<input type="checkbox"/> Scene of death <input checked="" type="checkbox"/> Hospital <input type="checkbox"/> Funeral home <input type="checkbox"/> Other _____ <input type="checkbox"/> Not viewed	
M.E. NOTIFIED	<u>12/1/06</u>		LAW ENFORCEMENT AGENCY: <u>WACO SD</u> OFFICER: _____ TELEPHONE: _____	
LAST KNOWN TO BE ALIVE			Death occurred while in custody: <input type="checkbox"/> Yes <input checked="" type="checkbox"/> No <input type="checkbox"/> Unknown	

AUTOPSY: None M.E. Authorized Non-M.E. Autopsy facility: JVILLE

BLOOD SAMPLE: Mailed Obtained by pathologist Reason not obtained: _____

IF CLINICAL ALCOHOL DONE, RESULT: _____ By whom: _____

PROBABLE CAUSE OF DEATH: Pending

1. GSW Head
DUE TO _____

2. _____
DUE TO _____

3. _____
DUE TO _____

4. _____
DUE TO _____

OCME REVIEW

1. _____
DUE TO _____

2. _____
DUE TO _____

3. _____
DUE TO _____

4. _____
DUE TO _____

CONTRIBUTING CONDITIONS

Natural Accident Homicide Suicide Undetermined

Reviewer: [Signature] Date: 11/9/07

Information in this block supersedes that contained in space at left.

SDC
 None
 AL
 Dictated
 COG

CONTRIBUTING CONDITIONS

MANNER OF DEATH:

Natural Accident Homicide Suicide Pending

I hereby certify that after receiving notice of the death described herein I took charge of the body and made inquiries regarding the cause of death in accordance with Article 16 of Chapter 130A of the N.C. General Statutes and the information contained herein regarding such death is true and correct to the best of my knowledge and belief.

[Signature] 12/4/06 NC 68030
Signature of Medical Examiner Date County of Appointment M.E. Number

MEDICAL HISTORY

- Alcoholism Diabetes IV drug abuse Ischemic heart disease Smoking
 - Seizure disorder Cancer Hypertension Depression HIV/ AIDS
 - Other _____ _____ _____ _____ _____
- Attending Physician _____ City _____

MEANS OF DEATH

- VEHICLE: Type of vehicle associated with this decedent:
 - Passenger car Pickup truck Truck--more than 2 axles Motorcycle
 - Bicycle Farm vehicle ATV Moped Other _____
 Position: Driver Passenger Pedestrian Unknown
 Devices: Seat restraints Air bag Helmet Child restraint None Unknown
 Number of vehicles involved _____
- GUN: Rifle--Caliber _____ Handgun--Caliber _____ Shotgun--Gauge _____
 Other _____ Unknown
- INSTRUMENT: Blunt Sharp Description: _____
- TOXIC AGENT(S) SUSPECTED: Alcohol Others _____
- DROWNING: Pond Lake or river Ocean Pool Bathtub Other _____
 Life preserver: Yes No Unknown Able to swim: Yes No Unknown
 Activity _____
- FIRE: Suspected cause _____ Smoke detector: Yes No Unknown
- FALL: From _____ to _____ Approximate distance _____ feet

ACTIVITY OF DECEDENT AND PREMISES

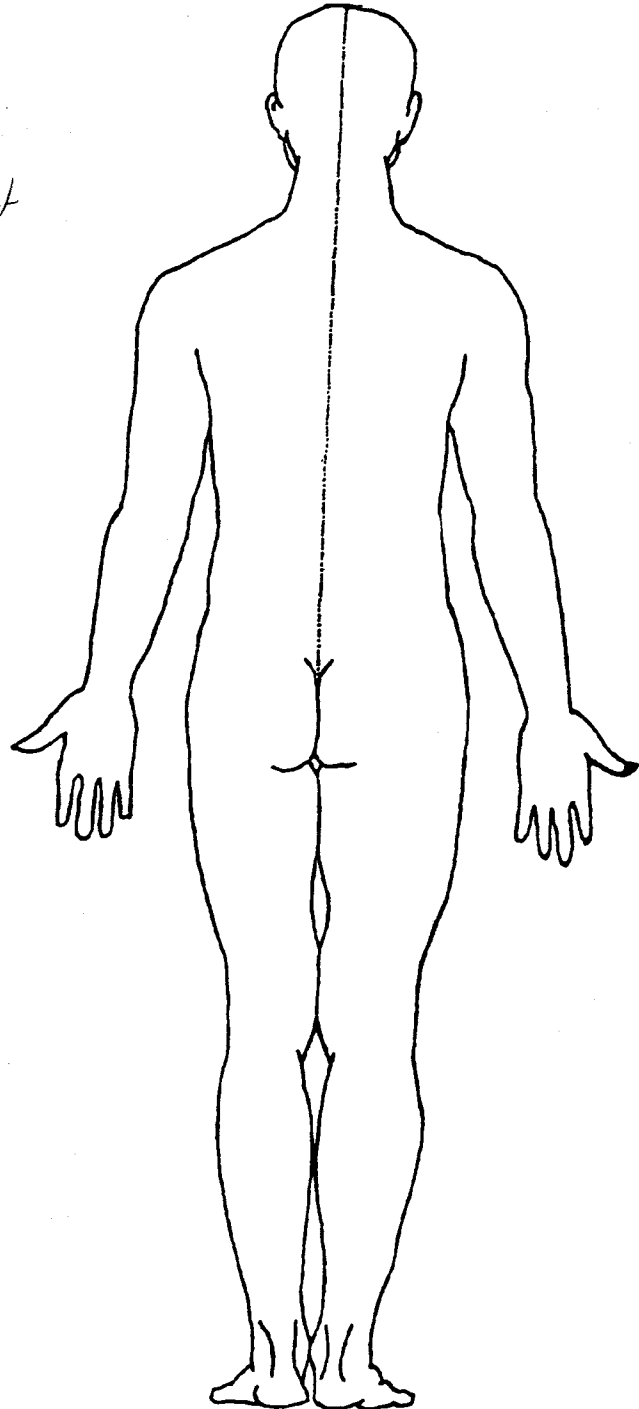
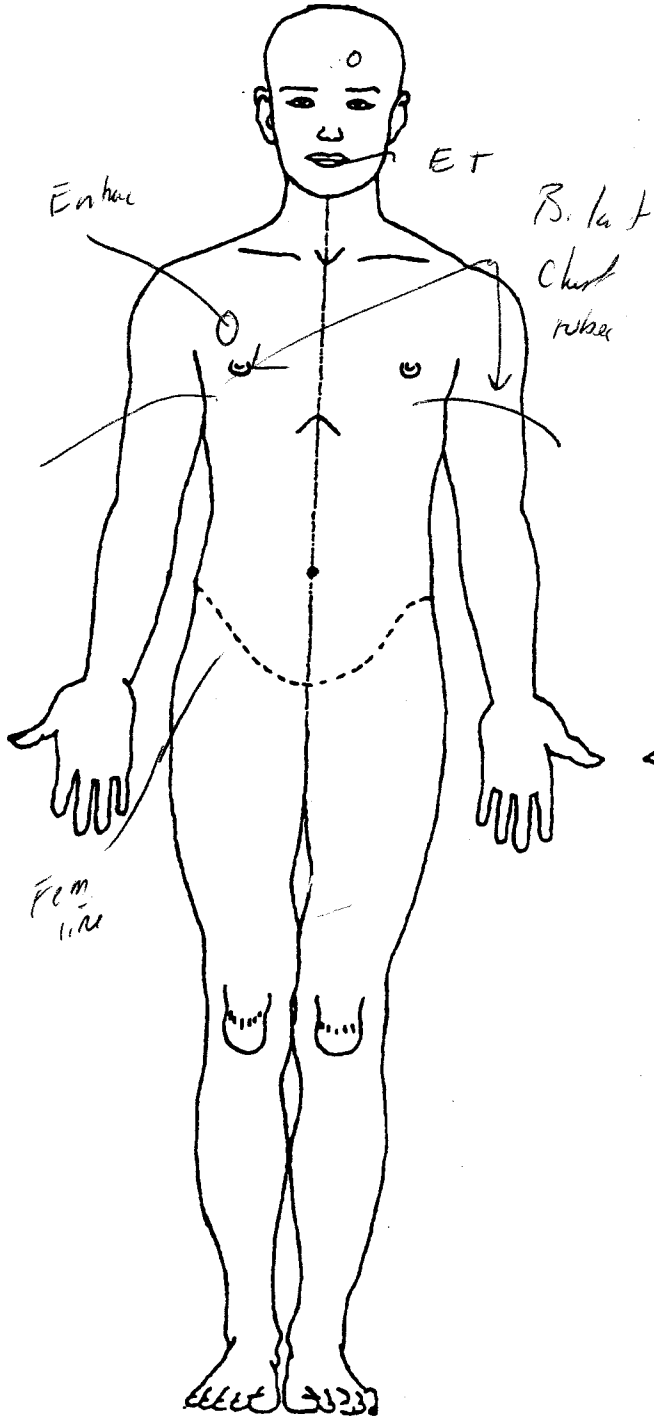
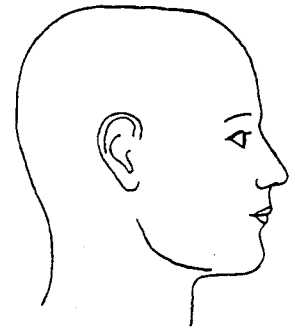
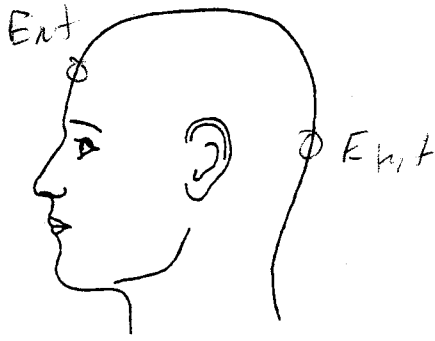
- FATAL INJURY Activity _____
- OR ILLNESS: Type of place Home Specific location _____
- Fatal injury or illness occurred on a job: Yes No Unknown
- If yes, was employment: Primary job Secondary Volunteer work Unknown
- Name of this employing firm or agency _____
- Type of business or industry _____ Decedent's occupation _____
- DEATH: Type of place ICU Specific location ICU

Examples:
Activity: Running, lifting hay bales, eating, typing letter, driving commercial truck, sleeping, bathing, watching television, fighting, etc.
Type of place: House, apartment, trailer, school, jail, bar or tavern, hotel, restaurant, store, street, hospital, farm, highway, factory, etc.
Specific location: Bathroom, assembly line, kitchen, front yard, office, parking lot, emergency room, roadside, ambulance, car, etc.
On a job: Any activity that is income generating regardless of age of decedent including farming or part time work; also include non-income generating volunteer or charity work.

DESCRIPTION OF BODY

- CONDITION: Intact Decomposition Skeletonized
 Embalmed Charred Prolonged immersion Exhumed
- RIGOR: None 1+ 2+ 3+ LIVOR: None Anterior Posterior Lateral
- HEIGHT: 71 inches Estimate WEIGHT: 160 pounds Estimate
- BODY TEMPERATURE: Warm Cool Cold HAIR: Color _____ Beard Mustache
- EYES: Color _____ Abnormalities _____
- TEETH: Upper Natural Dentures Abnormalities _____
 Lower Natural Dentures Abnormalities _____
- CLOTHING: Hosp Gown Not clothed
- VALUABLES: _____ No valuables

BODY DIAGRAMS



Indicate nature and location of wounds and other lesions (scars, tattoos, medical therapy, etc.) on these diagrams.

EXTERNAL DESCRIPTION

BODY CONDITION: INTACT

LENGTH: (INCHES) 72

WEIGHT: (POUNDS) ESTIMATED 190

BODY HEAT: COLD

RIGOR: COMPLETE

LIVOR: PURPLE AND POSTERIOR

HAIR: BROWN

EYES: BLUE WITH PUPILS DILATED

TEETH: NATURAL

FACIAL HAIR: NONE

EXTERNAL GENITALIA: THE PENIS IS NOT CIRCUMCISED.

TATTOOS: NONE

SCARS: THERE IS A REMOTE SCAR OVER THE LEFT ANKLE.

JEWELRY: NONE

CLOTHING: NONE

MISCELLANEOUS: NONE

EVIDENCE OF INJURY
SEE GUNSHOT WOUND**GUNSHOT WOUND**

GUNSHOT WOUND #1
LOCATED IN THE MID FOREHEAD THERE IS A LARGE IRREGULAR OVAL DEFECT WITH ABRADED EDGES MEASURING 1 X 1.5 INCHES. THE MISSILE PRODUCING THIS WOUND ENTERS THE SKULL THROUGH A DEFECT SHOWING PROMINENT INTERNAL BEVELING. THE MISSILE PROGRESSES THROUGH THE LEFT CEREBRAL HEMISPHERE AND EXITS THE SKULL. THIS WOUND IS LOCATED AT A POINT 1 ¼ INCHES FROM THE TOP OF THE HEAD AND ¼ INCH TO THE LEFT OF THE ANTERIOR MID LINE. THE EXIT WOUND IS LOCATED 4 INCHES FROM THE TOP OF THE HEAD AND 3 ½ INCHES TO THE RIGHT OF THE POSTERIOR MID LINE AND IT MEASURES ½ INCH IN DIAMETER. THERE IS MASSIVE LACERATION AND

DESTRUCTION WITH HEMORRHAGE OF THE LEFT CEREBRAL HEMISPHERE AND POSTERIOR RIGHT CEREBRAL HEMISPHERE. NO MISSILE IS RECOVERED. THE DIRECTION OF THIS GUNSHOT WOUND IS BACKWARD, DOWNWARD AND TO THE RIGHT.

GUNSHOT WOUND #2

LOCATED IN THE RIGHT LATERAL ANTERIOR CHEST AT A POINT 14 INCHES FROM THE TOP OF THE HEAD AND 4 INCHES TO THE RIGHT OF THE ANTERIOR MID LINE THERE IS A ½ INCH IN DIAMETER CIRCULAR ENTRANCE GUNSHOT WOUND. IN THE MID ANTERIOR CHEST AND EXTENDING TOWARDS THE RIGHT THERE IS EXTENSIVE POWDER STIPPLING AND TATTOOING. THE MISSILE PRODUCING THIS GUNSHOT WOUND ENTERS THE SOFT TISSUES OF THE RIGHT LATERAL CHEST AND EXITS THE RIGHT UPPER BACK AT A POINT 17 INCHES FROM THE TOP OF THE HEAD AND 8 INCHES TO THE RIGHT OF THE POSTERIOR MID LINE THROUGH A ½ INCH IN DIAMETER IRREGULAR DEFECT. THE DIRECTION OF THIS GUNSHOT WOUND IS BACKWARD, FORWARD AND TO THE RIGHT. NO MISSILE IS RECOVERED.

EVIDENCE OF MEDICAL ATTENTION

AN ENDOTRACHEAL TUBE IS IN PLACE. NOSE PACKS ARE PRESENT. THERE IS BILATERAL CHEST TUBES. THERE IS AN INTRAVENOUS LINE IN THE LEFT GROIN. A FOLEY CATHETER IS PRESENT IN THE BLADDER. A CERVICAL COLLAR ENCIRCLES THE NECK AND THERE ARE EKG AND DEFIBRILLATOR PADS OVER THE ANTERIOR CHEST.

ADDITIONAL PROCEDURES

PHOTOGRAPHS: YES, BY THE SBI AND NEW HANOVER COUNTY SHERIFF'S DEPARTMENT.

RADIOGRAPHS: NONE

MICROBIOLOGY: NONE

CHEMISTRY: ETHANOL

EVIDENCE COLLECTED: DNA CARD

DISPOSITION OF EFFECTS: NONE

INTERNAL EXAMINATION

SEROUS CAVITIES: THERE ARE NO ABNORMAL COLLECTIONS OF FLUID.

PLEURA: UNREMARKABLE EXCEPT FOR CHEST TUBE INSERTION INCISIONS.

PERITONEUM: UNREMARKABLE.

PERICARDIUM: UNREMARKABLE.

HEART: THE HEART WEIGHS 350 GRAMS. THE HEART IS NORMALLY FORMED AND UNREMARKABLE. THERE IS NO CORONARY ATHEROSCLEROSIS. THE MYOCARDIUM IS MEATY RED THROUGHOUT. THE CHAMBERS AND VALVES ARE UNREMARKABLE.

LUNGS: THE RIGHT LUNG WEIGHS 640 GRAMS AND THE LEFT LUNG WEIGHS 560 GRAMS. THE LUNGS ARE CONGESTED AND EDEMATOUS WITH DEPENDENT SETTling. NO FOCAL LESIONS ARE ENCOUNTERED. THE TRACHEOBRONCHIAL TREE AND PULMONARY VASCULATURE ARE UNREMARKABLE AND FREE OF OBSTRUCTION. THE HILAR LYMPH NODES ARE NOT ENLARGED.

LIVER: THE LIVER WEIGHS 1460 GRAMS AND IS UNREMARKABLE. THE GALLBLADDER IS FILLED WITH BILE AND CONTAINS NO STONES.

SPLEEN: THE SPLEEN WEIGHS 150 GRAMS AND IS UNREMARKABLE.

PANCREAS: UNREMARKABLE.

ADRENAL GLANDS: UNREMARKABLE.

G I TRACT: NORMALLY FORMED AND NORMALLY ROTATED. THE STOMACH IS DISTENDED WITH AIR.

KIDNEYS: THE RIGHT KIDNEY WEIGHS 120 GRAMS AND THE LEFT KIDNEY WEIGHS 120 GRAMS. THE CAPSULES STRIP WITH EASE REVEALING SMOOTH UNSCARRED CORTICAL SURFACES. ON SECTIONING, THE CORTICOMEDULLARY DEMARCATION IS WELL DEFINED. THE COLLECTING SYSTEMS AND URETERS ARE UNREMARKABLE.

BLADDER: UNREMARKABLE.

INTERNAL GENITALIA: UNREMARKABLE.

NECK ORGANS: THE LARYNX IS UNREMARKABLE AND UNOBSTRUCTED. THE THYROID GLAND IS UNREMARKABLE.

BRAIN AND MENINGES: THE BRAIN WEIGHS 1380 GRAMS. THERE ARE NO ABNORMALITIES OTHER THAN THE MASSIVE LACERATIONS AND CONTUSIONS ASSOCIATED WITH THE GUNSHOT WOUND WHICH IS DESCRIBED ELSEWHERE IN THIS REPORT.

SKULL: THERE ARE TWO GUNSHOT WOUNDS OF THE SKULL. THE ENTRANCE WOUND IN THE MID FOREHEAD SHOWS PROMINENT INTERNAL BEVELING AND THE EXIT WOUND POSTERIORLY SHOWS PROMINENT EXTERNAL BEVELING.

VERTEBRAE: UNREMARKABLE.
RIBS: UNREMARKABLE.
PELVIS: UNREMARKABLE.

CLG:MG 12/04/06

MICROSCOPIC EXAMINATION

HEART: NORMALLY FORMED AND UNREMARKABLE.
LUNGS: UNREMARKABLE.
LIVER: UNREMARKABLE.
SPLEEN: UNREMARKABLE.
PANCREAS: UNREMARKABLE.
ADRENAL GLANDS: UNREMARKABLE.
KIDNEYS: UNREMARKABLE.

BRAIN AND MENINGES: THERE IS CONTUSION AND LACERATION OF THE CEREBRAL HEMISPHERES ASSOCIATED WITH THE GUN SHOT WOUND. THERE IS FRESH SUBARACHNOID HEMORRHAGE OVER THE CEREBELLAR HEMISPHERES.

SUMMARY AND INTERPRETATION

THIS IS THE CASE OF AN 18 YEAR OLD MALE WHO SUSTAINED A GUN SHOT WOUND TO HIS MID FOREHEAD WHICH PRODUCED MASSIVE LACERATION OF HIS BRAIN. THE MISSILE PRODUCING THIS GUN SHOT WOUND WAS TUMBLING WHEN IT HIT THE DECEDENT AND IN MY OPINION HAD GONE THROUGH AN INTERMEDIATE TARGET BEFORE STRIKING THE DECEDENT. THE BULLET WENT THROUGH AND THROUGH AND NO MISSILE WAS RECOVERED. THERE WAS A SECOND GUN SHOT WOUND TO THE RIGHT SHOULDER AREA. THE MISSILE PRODUCING THIS GUN SHOT WOUND ALSO WENT THROUGH AND THROUGH AND NO BULLET WAS RECOVERED. THE POWDER, STIPLING AND TATTOOING IN THE CENTER OF THE CHEST INDICATING AN INTERMEDIATE RANGE GUN SHOT WOUND.

NO OTHER PATHOLOGIC ABNORMALITIES WERE NOTED. TOXICOLOGICAL ANALYSIS OF THE POST MORTEM BLOOD SAMPLE REVEALED THE ETHANOL TO BE NONE DETECTED.

IT IS MY OPINION THIS MAN CAME TO HIS DEATH AS THE RESULT OF THIS GUN SHOT WOUND TO THE HEAD.

CLG:AK 01/08/07

T O X I C O L O G Y R E P O R T

Office of the Chief Medical Examiner
Chapel Hill, NC 27599-7580

Toxicology Folder: T200609683
Case Folder: F200610630
Date of Report: 12-dec-2006
Page: 1

Case Folder
F2006-10630

DECEDENT: Peyton Strickland

Status of Report: Approved
Report Electronically Approved By: Ruth Winecker, Ph.D.

* * *

=====

SPECIMENS received from Charles L. Garrett on 07-dec-2006

S060018675: 16.0 ml Blood
SOURCE: Heart

CONDITION: Postmortem
OBTAINED: 02-dec-2006

Ethanol ----- None Detected

12/12/2006